



National Marine Manufacturers Association

nmma.org

ECONOMIC SIGNIFICANCE OF RECREATIONAL BOATING IN CALIFORNIA

CONGRESSIONAL DISTRICT 53

Number of Recreational Boats*	10,012
Recreational Boating Industry Businesses	30
Total Jobs	944
Annual Recreational Boating-Related Spending	\$48.7 MILLION

TOTAL ANNUAL ECONOMIC IMPACT OF RECREATIONAL BOATING:

\$116.3 MILLION




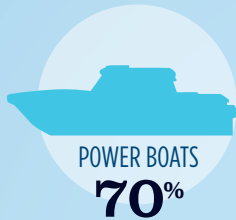
RECREATIONAL BOATS IN CA-53

TOTAL BOATS* **10,012**

REGISTERED BOATS **10,012**

Power boats	7,011
PWCs	1,956
Sailboats	1,029
Other Boats	16

HOUSEHOLDS PER BOAT **26.5**

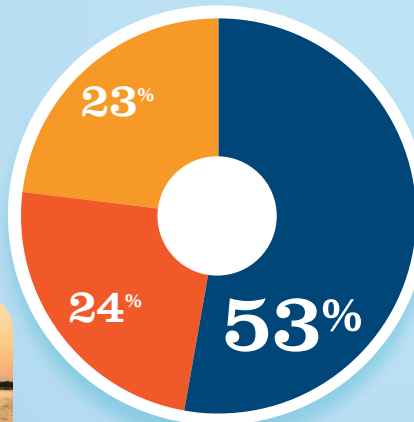


* Total boats are registered boats as reported by states to the USCG.

RECREATIONAL BOATING CREATES JOBS IN CA-53

TOTAL BOATING JOBS **117**

Boat Building	-
Motor / Engine Mfgr.	-
Accessory / Supplies Mfgr.	27
Dealers / Wholesalers	28
Boat Services	62



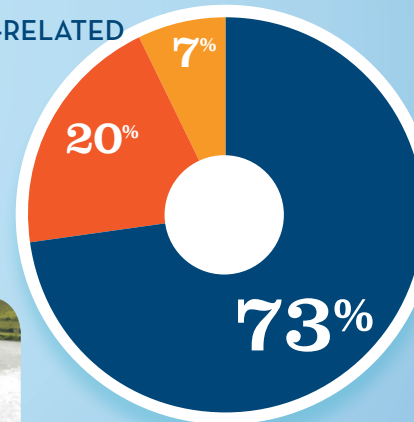
BOAT BUILDING †
MOTOR/ENG. MFGR. †
ACC./SUPPLIES MFGR.
DLRS/WHOLESALERS
BOAT SERVICES
† 0%



RECREATIONAL BOATING-RELATED BUSINESSES IN CA-53

TOTAL BUSINESSES **30**

Boat Building	-
Motor / Engine Mfgr.	-
Accessory / Supplies Mfgr.	2
Dealers / Wholesalers	6
Boat Services	22



BOAT BUILDING †
MOTOR/ENG. MFGR. †
ACC./SUPPLIES MFGR.
DLRS/WHOLESALERS
BOAT SERVICES
† 0%

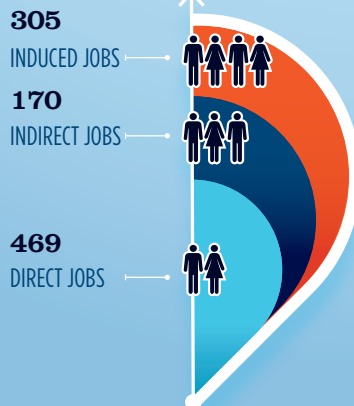


ESTIMATED JOBS IMPACT OF RECREATIONAL BOATING-RELATED SPENDING IN CA-53

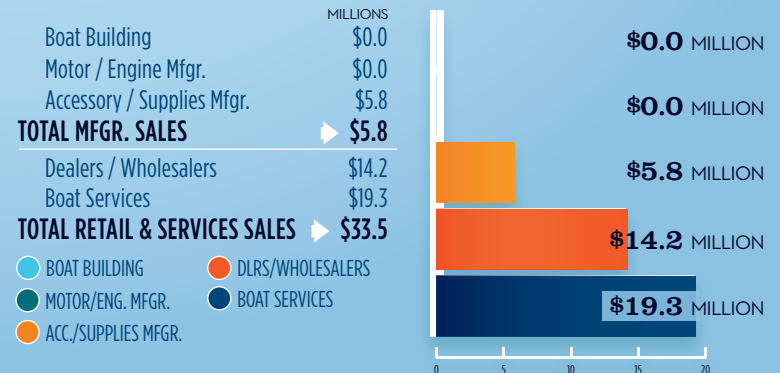
EST. TOTAL JOBS **944**

EST. TOTAL LABOR INCOME **\$38.8** MILLIONS

Est. Direct Income	\$16.1
Est. Indirect Income	\$9.4
Est. Induced Income	\$13.4



RECREATIONAL BOATING INDUSTRY SALES IN CA-53



BOAT BUILDING
MOTOR/ENG. MFGR.
ACC./SUPPLIES MFGR.
DLRS/WHOLESALERS
BOAT SERVICES

Source: NMMMA's Center of Knowledge; Recreational Marine Research Center at Michigan State University